

# EDM1-FAIRY REV:A1

L=6, 147 x 102 mm(5.8" x 4")

## PAGE TITLE

P01 Index

P02 Expansion CONN.

P03 DC-DC& M-SD & BatterySocket

P04 USB Host

P05 USB Ports & CAN bus

P06 HDMI & Others

P07 RS232/422/485

P08 Others

P09 Audio\_1/Audio\_2

P10 RJ45 & EEPROM/ SPDIF

P11 LVDS & CONNs

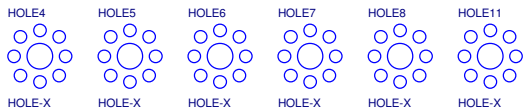
P12 Touch & 3G & MNF

## DESIGN AND DISCLAIMER

These design materials referred to in this document are \*NOT SUPPORTED\* and DO NOT constitute a reference design.

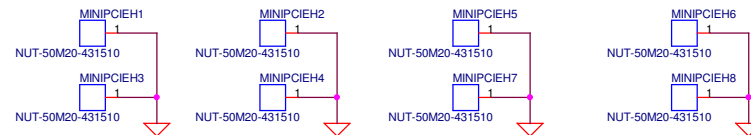
THERE IS NO WARRANTY FOR THE DESIGN MATERIALS, TO THE EXTENT PERMITTED BY APPLICABLE LAW. EXCEPT WHEN OTHERWISE STATED IN WRITING THE COPYRIGHT HOLDERS AND/OR OTHER PARTIES PROVIDE THE DESIGN MATERIALS "AS IS" WITHOUT WARRANTY OF ANY KIND, EITHER EXPRESSED OR IMPLIED, INCLUDING, BUT NOT LIMITED TO, THE IMPLIED WARRANTIES OF MERCHANTABILITY AND FITNESS FOR A PARTICULAR PURPOSE. THE ENTIRE RISK AS TO THE QUALITY AND PERFORMANCE OF THE DESIGN MATERIALS IS WITH YOU. SHOULD THE DESIGN MATERIALS PROVE DEFECTIVE, YOU ASSUME THE COST OF ALL NECESSARY SERVICING, REPAIR OR CORRECTION.

This board was designed as an evaluation and development tool. It was not designed with any other application in mind. As such, these design materials may or may not be suitable for any other purposes. If used, the design material becomes your responsibility as to whether or not it meets your specific needs or your specific applications and may require changes to meet your requirements.

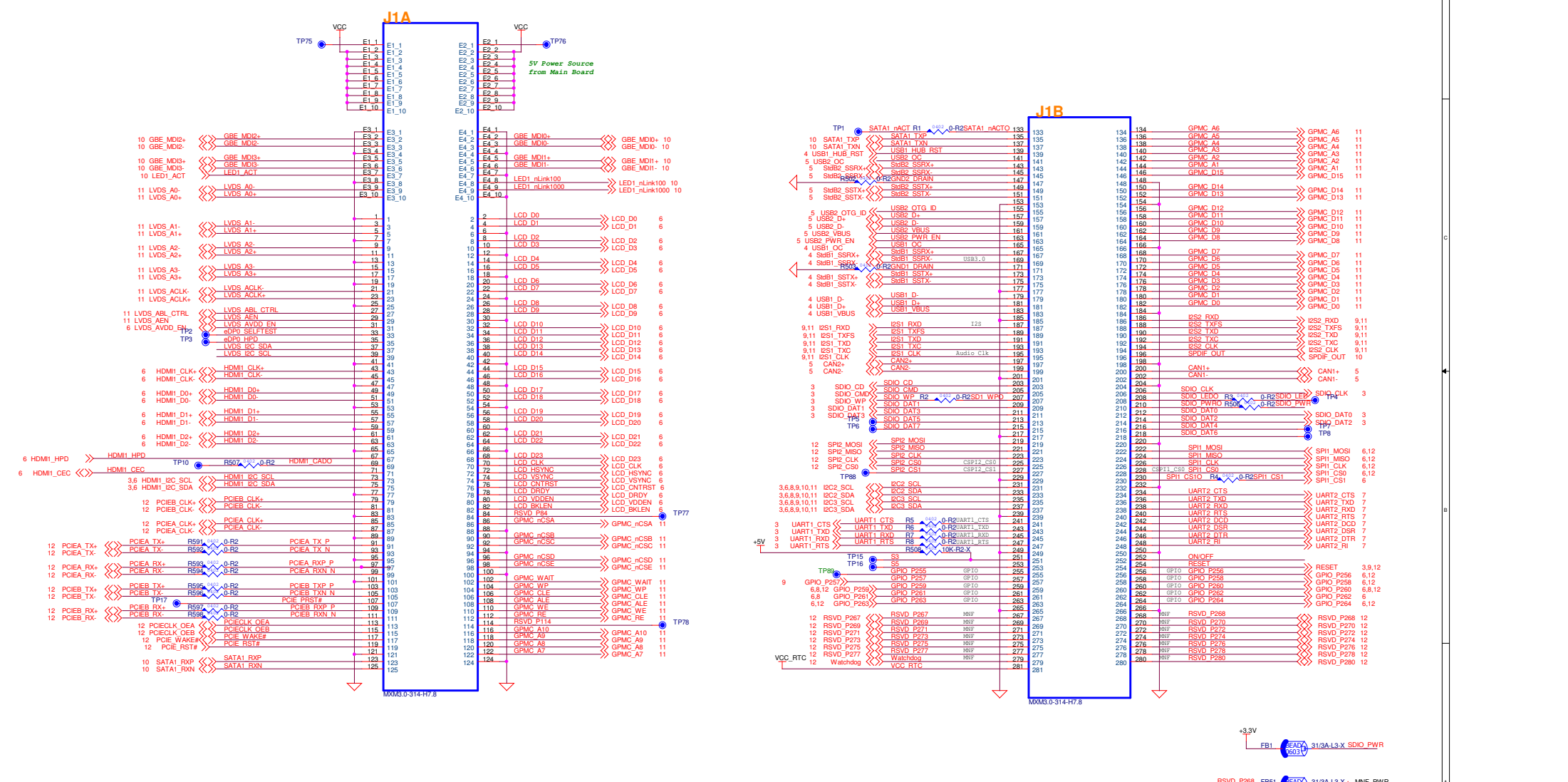


GND

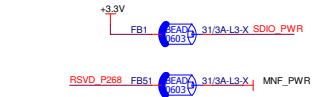
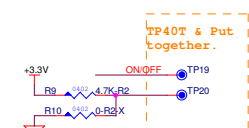
PCB



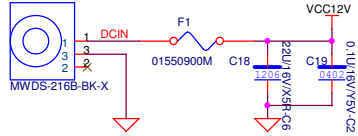
<b>TechNexion</b>		
<b>INDEX</b>		
Title		
Size	Document Number	Rev
Custom	<b>EDM1-FAIRY</b>	<b>A1</b>
Date:	Wednesday, September 25, 2013	Sheet 1 of 12



LVDS\_I2C\_SCL R565 10-R2 I2C1\_SCL I2C1\_SCL 3.6,11  
LVDS\_I2C\_SDA R566 10-R2 I2C1\_SDA I2C1\_SDA 3.6,11



### DCIN1



### DCIN2



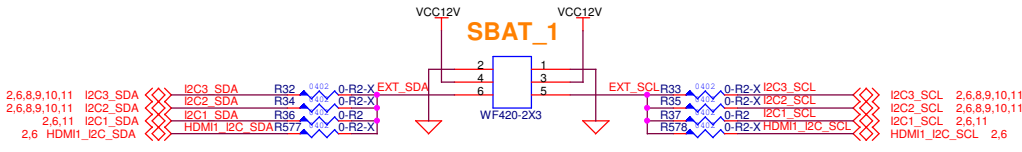
### RESET1



### J9

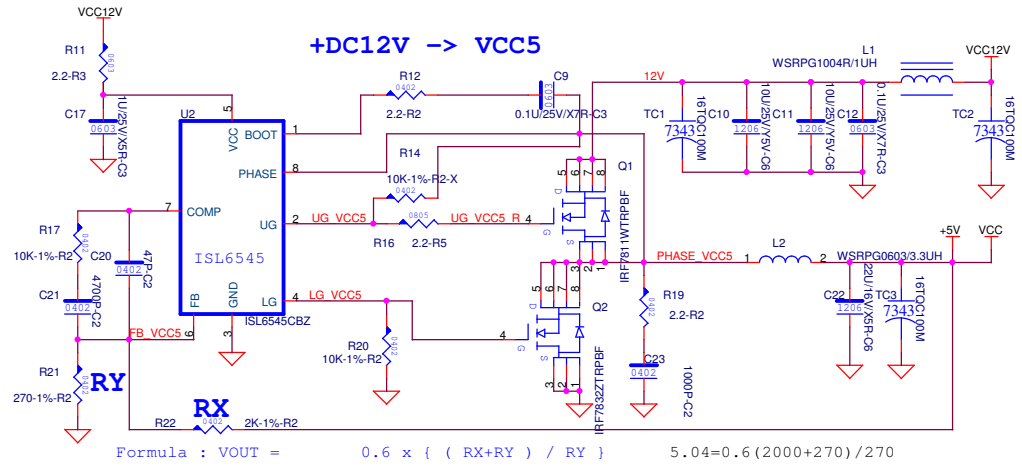
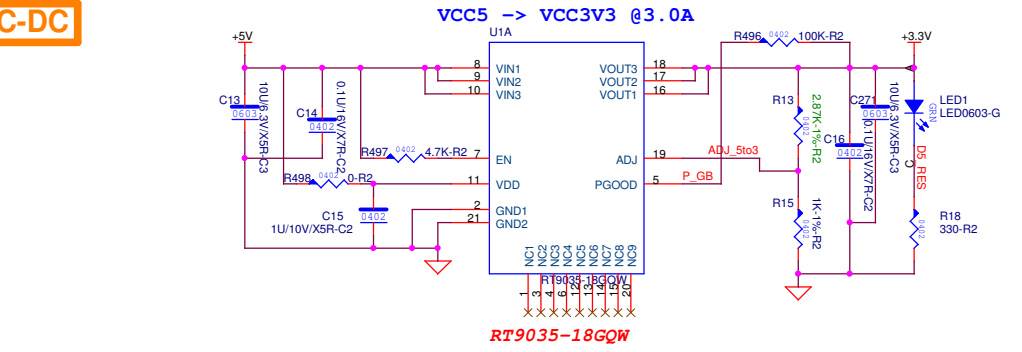


### Battery Module Socket

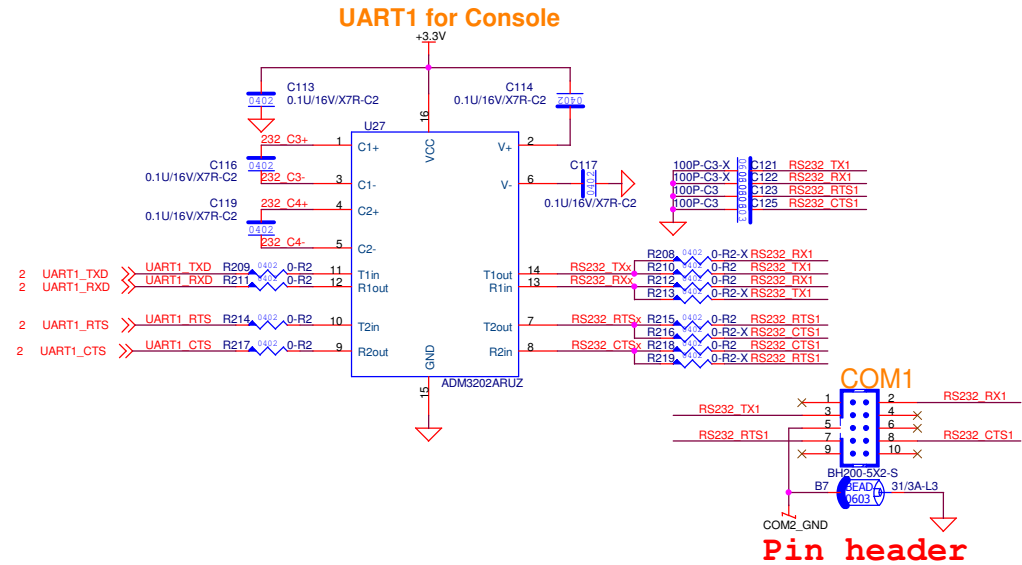


Use: I2C1 Prepare: I2C1 I2C2 I2C3

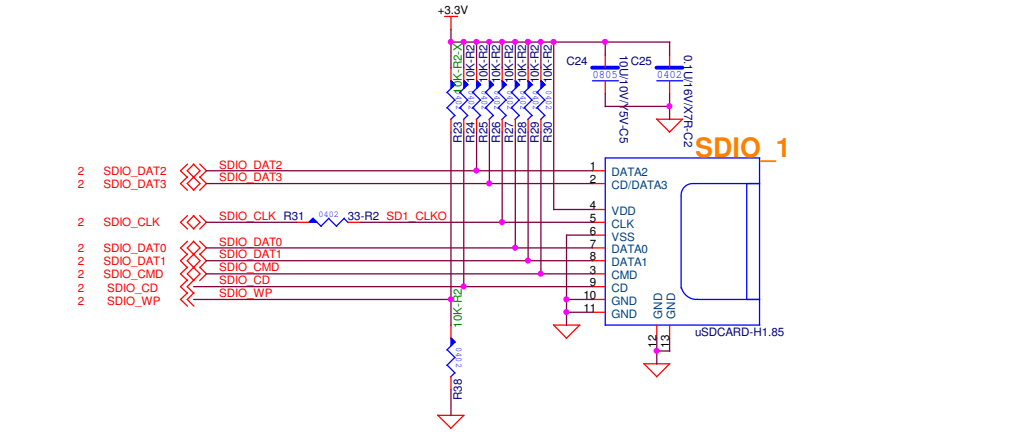
### DC-DC



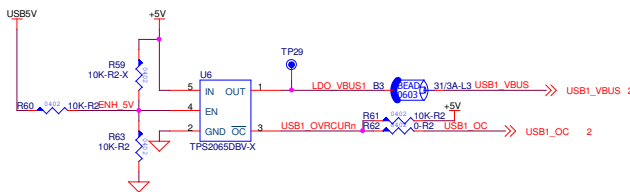
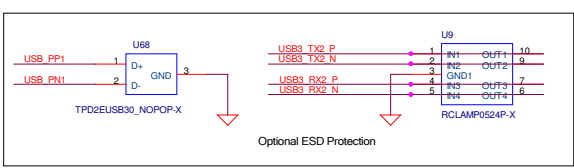
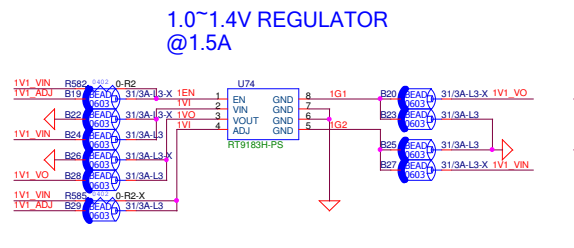
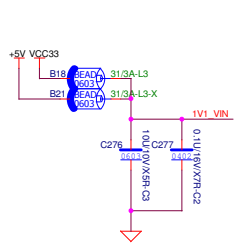
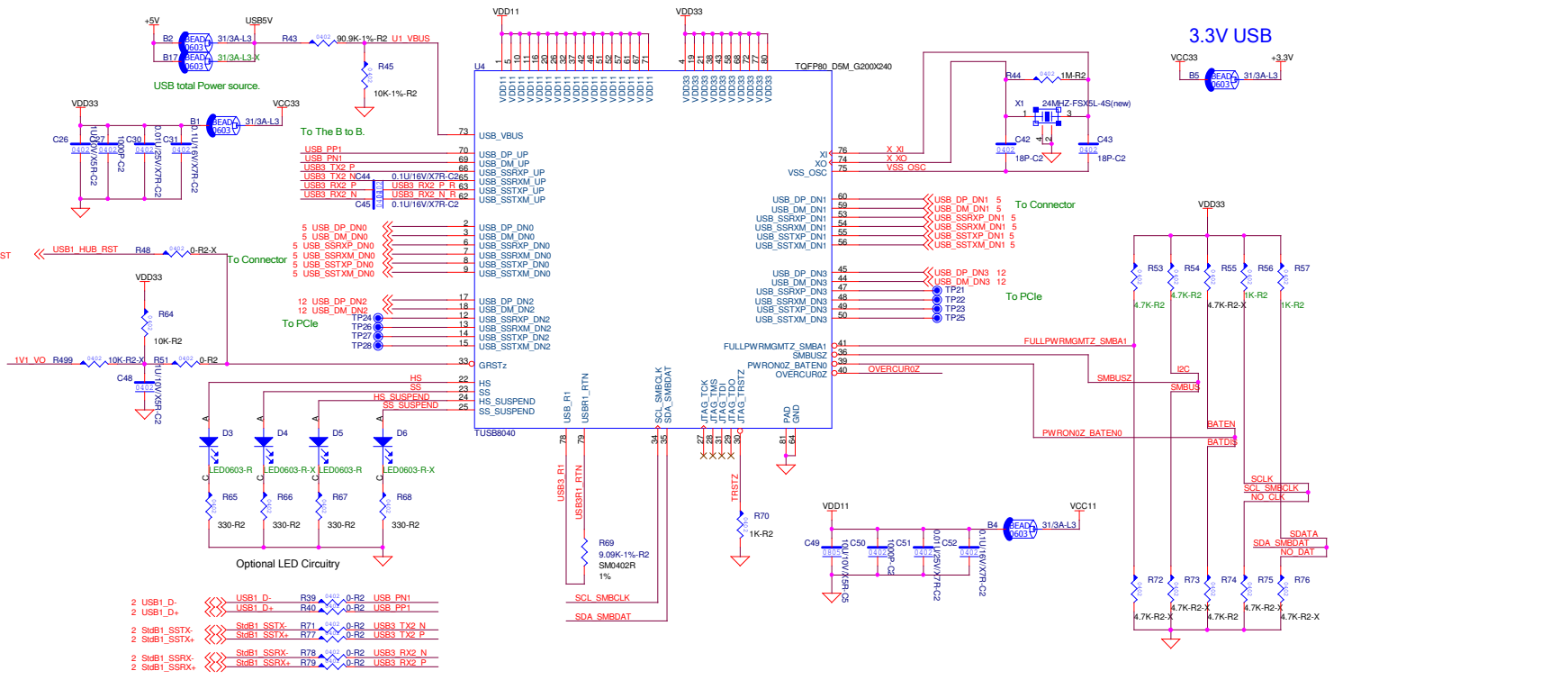
### COM1



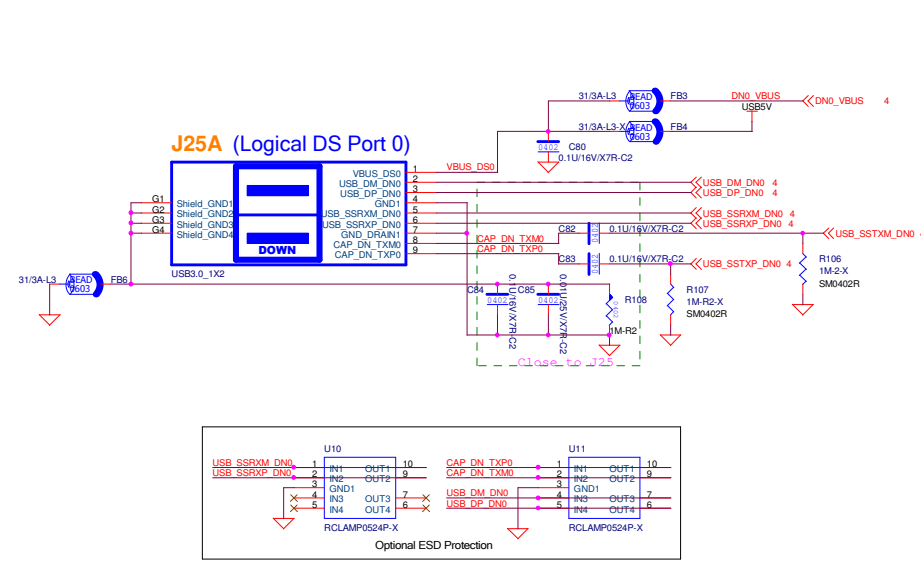
### Micro-SD



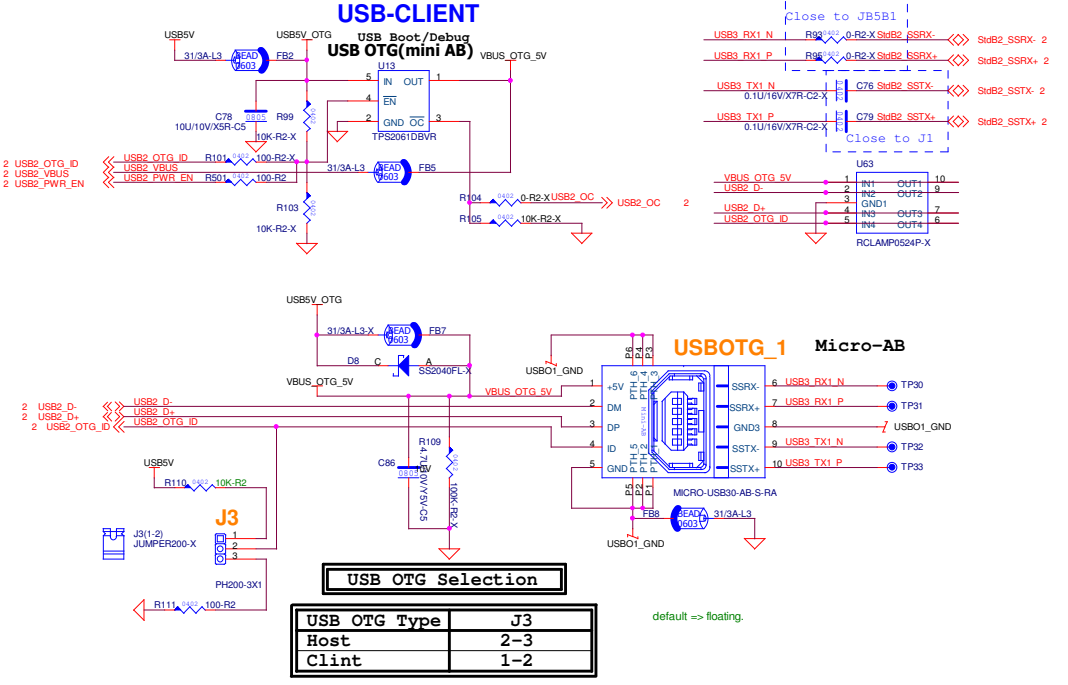
<b>TechNexion</b>		
Title <b>DC-DC &amp; M-SD &amp; BatterySocket</b>		
Size Custom	Document Number <b>EDM1-FAIRY</b>	Rev <b>A1</b>
Date: Wednesday, September 25, 2013	Sheet 3	of 12



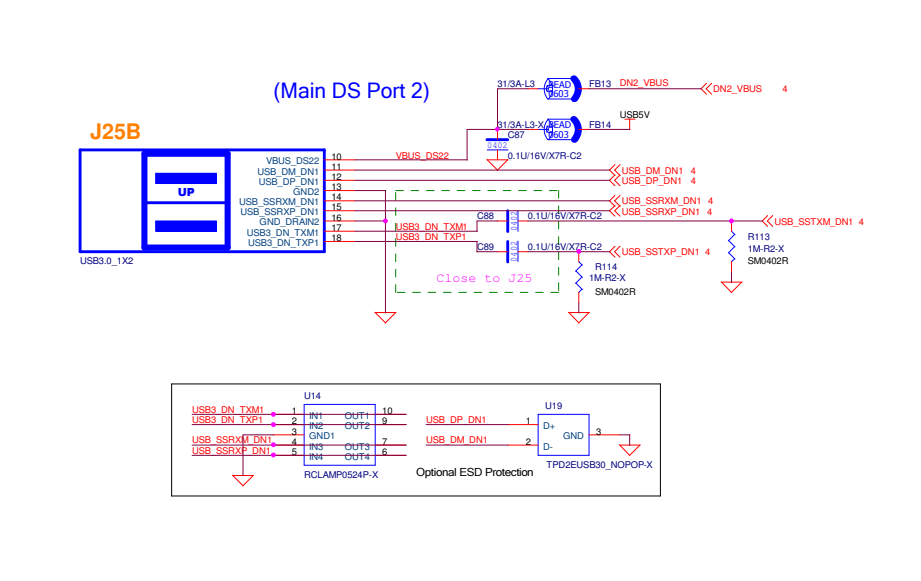
# USB 3.0 Port 0



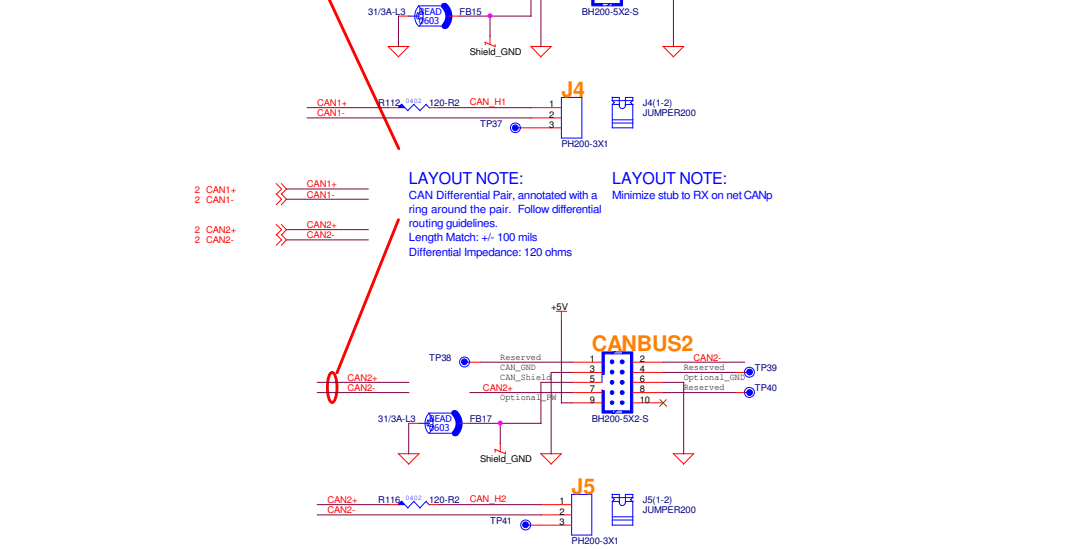
# USB OTG



# USB 3.0 Port 1

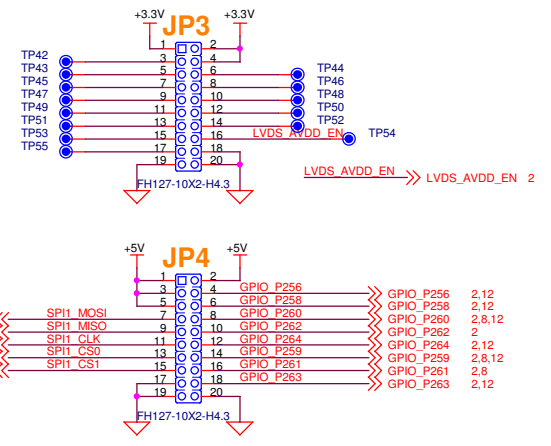
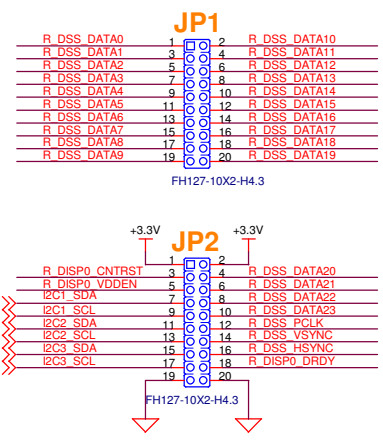
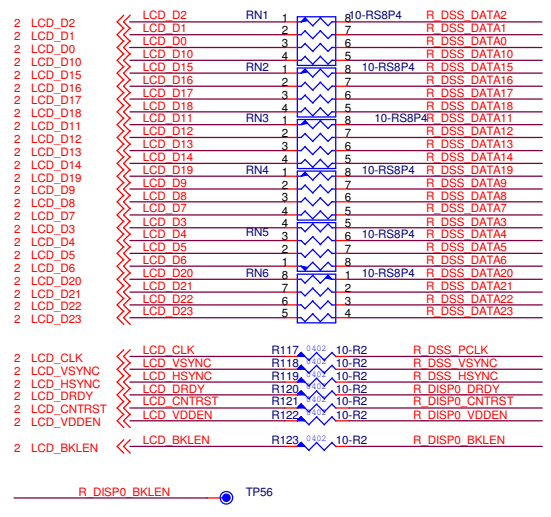


# CAN Bus x 2



### TTL

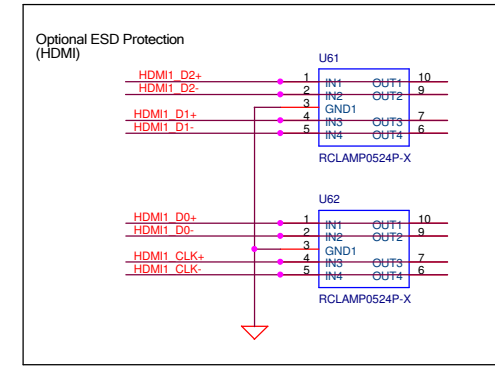
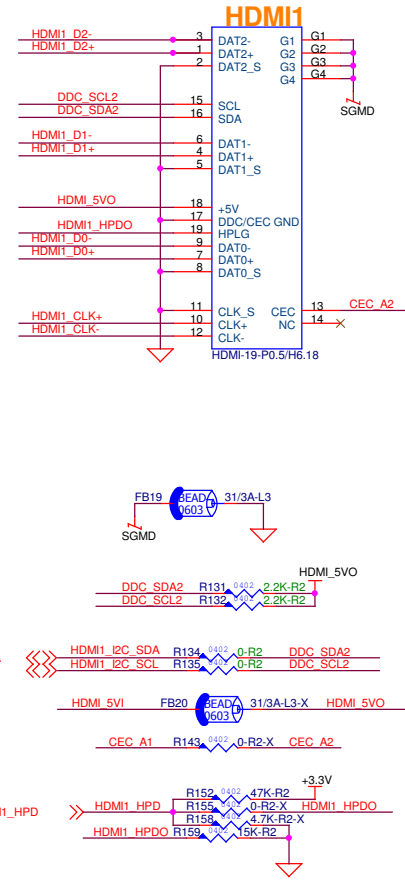
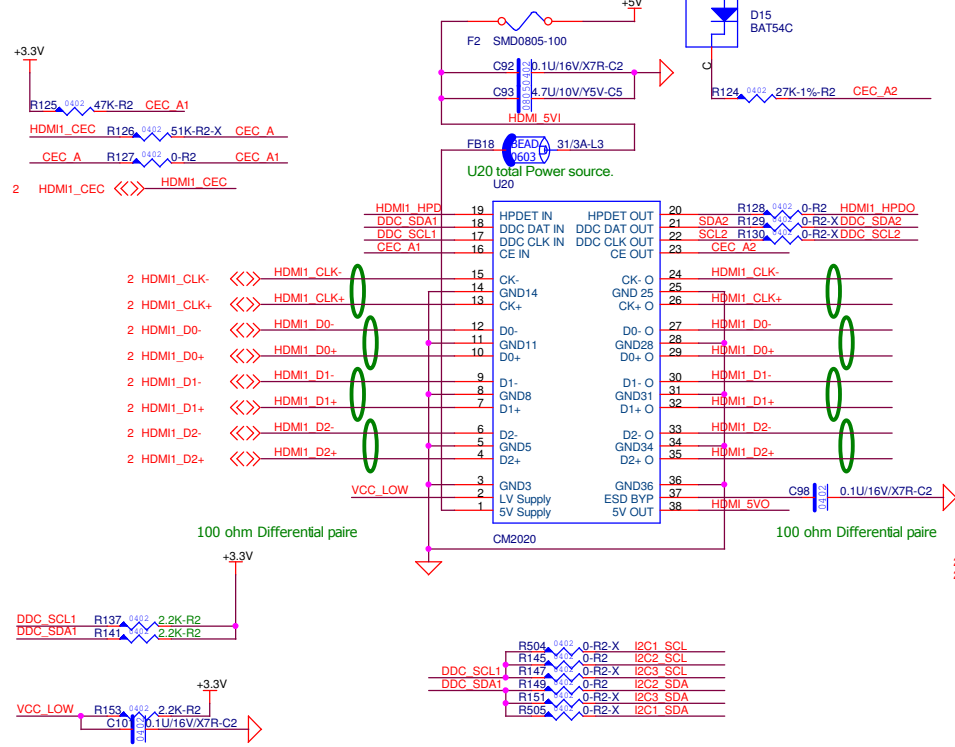
### Headers JP1~4



### I2C1 I2C2 I2C3 to Expansion

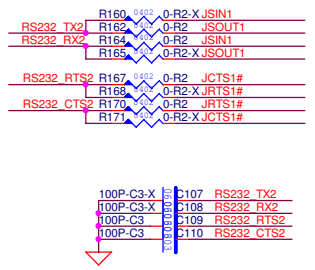
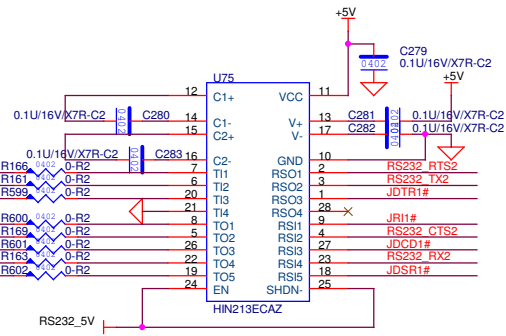
### HDMI

D41/R124 are only necessary if the I/O voltage (IOVCC) is set to 1.8V. If IOVCC = 3.3V, then remove R124.

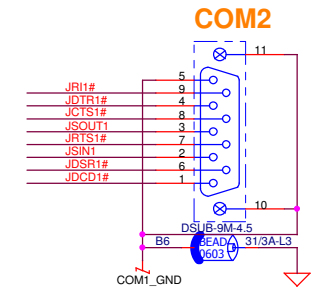


# RS232

Uart2

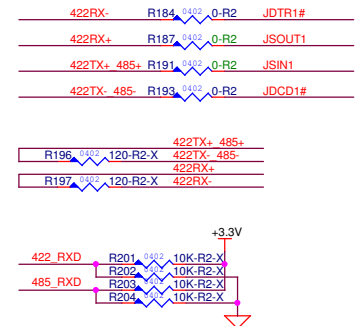
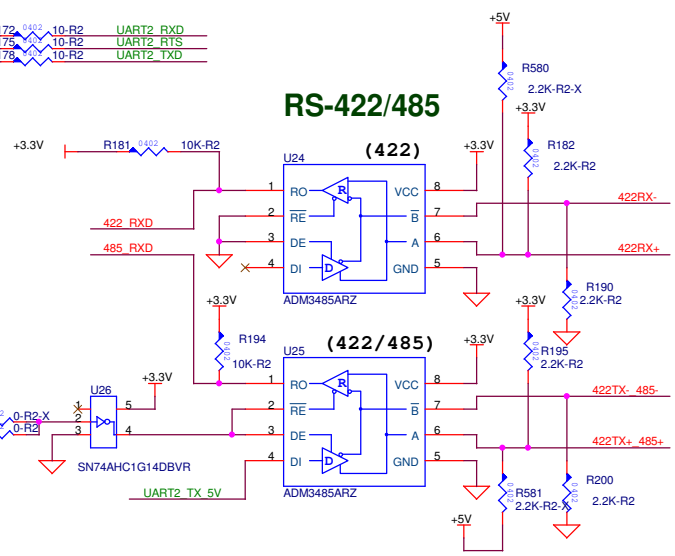
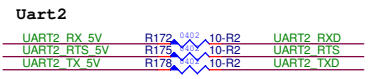


# RS232/422/485 @ DB-9



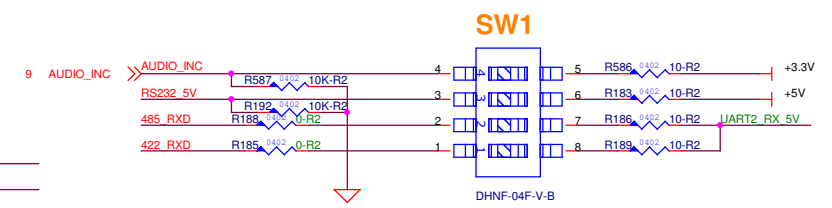
# RS422/485

Uart2



# Audio Output SELECT

SW1	SGTL5000	TLV320
4-5	OFF	ON



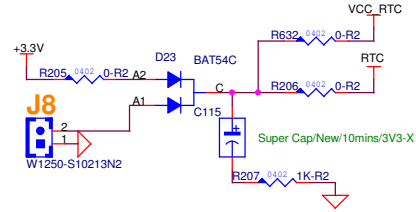
# RS-232/485/422 SELECT (Com2)

SW1	RS-422	RS-485	RS-232
1-8	ON	OFF	OFF
2-7	OFF	ON	OFF
3-6	OFF	OFF	ON

**TechNexion**  
RS232/422/485

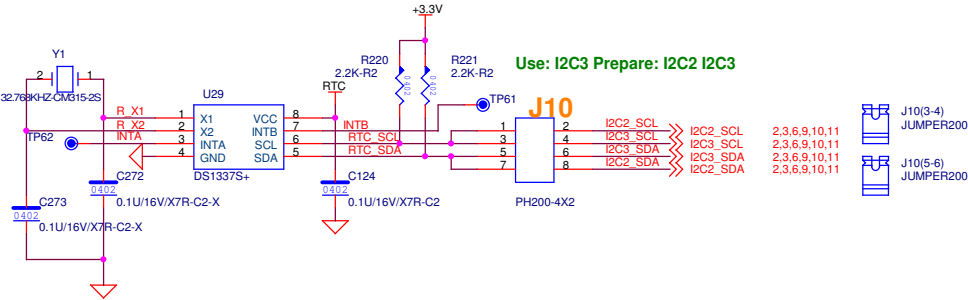
Title		
Size Custom	Document Number	Rev A1
<b>EDM1-FAIRY</b>		
Date:	Wednesday, September 25, 2013	Sheet 7 of 12

# RTC



## I2C SEL @ RTC

J10	I2C2	default	I2C3
1-2	ON	OFF	I2C3
3-4	OFF	ON	I2C2
5-6	OFF	ON	I2C3
7-8	ON	OFF	I2C2

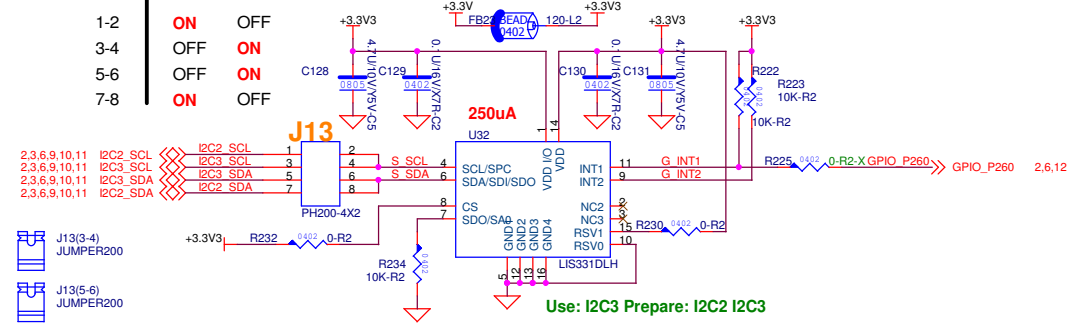


Use: I2C3 Prepare: I2C2 I2C3

# 3 axis sensor

## I2C SEL @ 3 axis sensor

J13	I2C2	default	I2C3
1-2	ON	OFF	I2C3
3-4	OFF	ON	I2C2
5-6	OFF	ON	I2C3
7-8	ON	OFF	I2C2

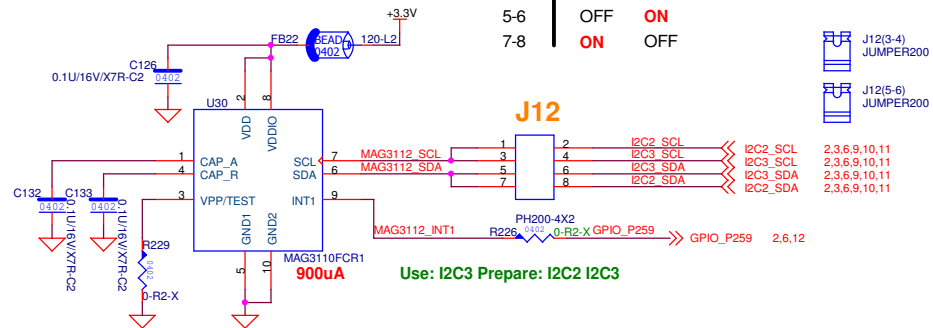


Use: I2C3 Prepare: I2C2 I2C3

# eCOMPASS

## I2C SEL @ eCOMPASS

J12	I2C2	default	I2C3
1-2	ON	OFF	I2C3
3-4	OFF	ON	I2C2
5-6	OFF	ON	I2C3
7-8	ON	OFF	I2C2

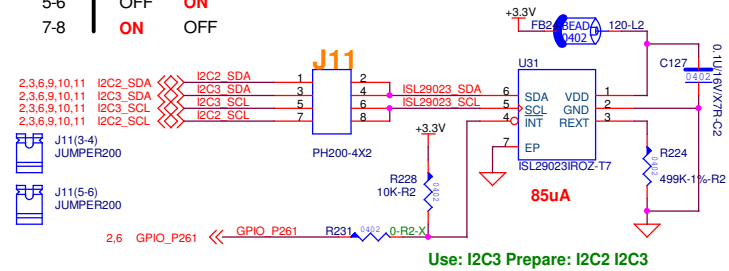


Use: I2C3 Prepare: I2C2 I2C3

# LIGHT-SENSOR

## I2C SEL @ Light-Sensor

J11	I2C2	default	I2C3
1-2	ON	OFF	I2C3
3-4	OFF	ON	I2C2
5-6	OFF	ON	I2C3
7-8	ON	OFF	I2C2



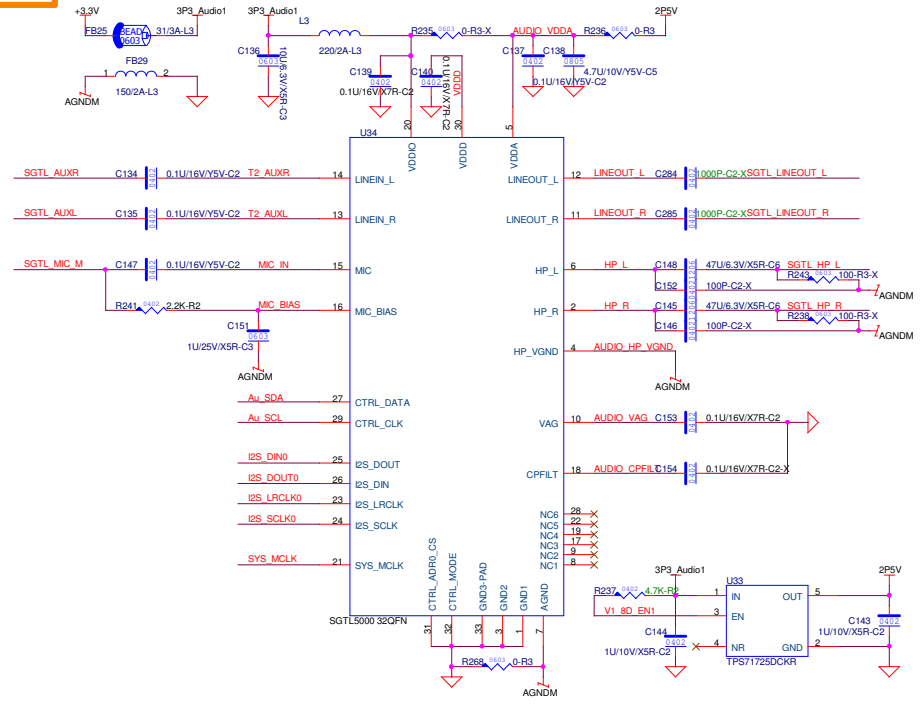
Use: I2C3 Prepare: I2C2 I2C3

**TechNexion**  
Others

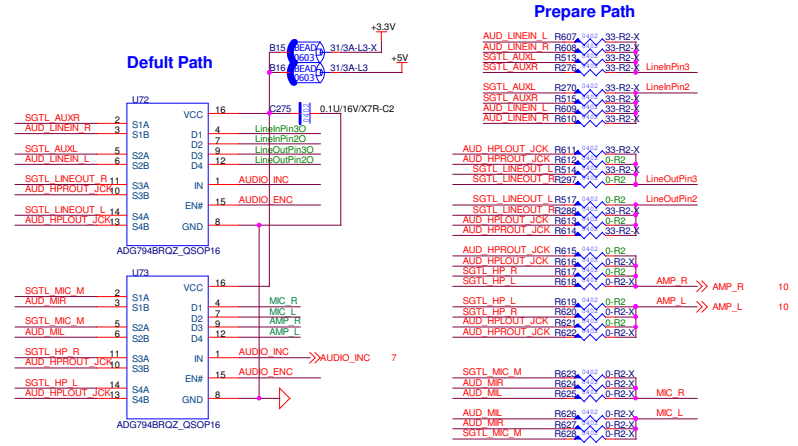
Title		Rev	
Document Number		A1	
Size Custom		EDM1-FAIRY	
Date:	Wednesday, September 25, 2013	Sheet	8 of 12



# AUDIO\_1



# AUDIO\_Select\_Switches (Output Side)



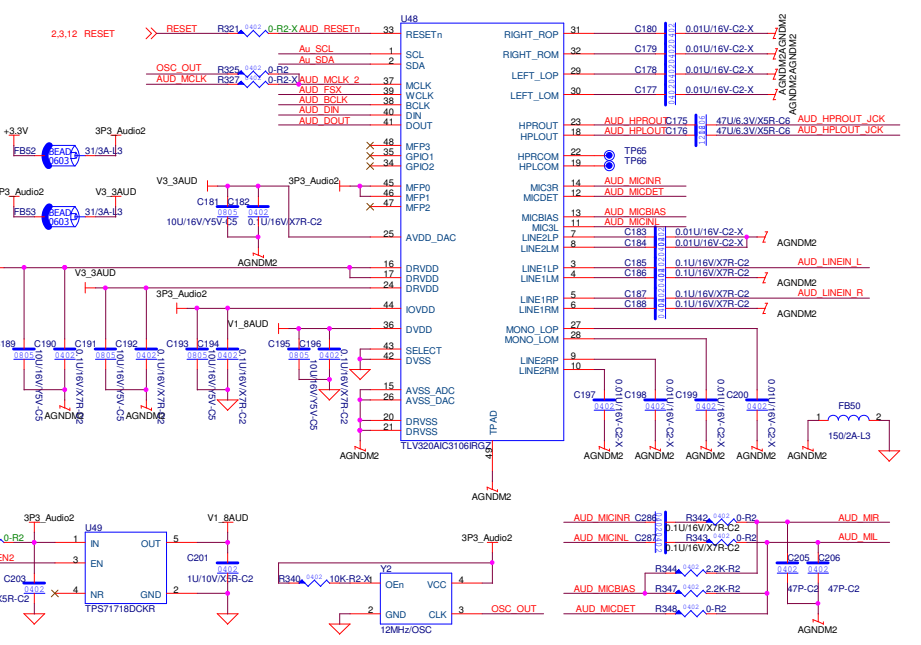
# Audio Output SELECT (SW1 at Page 07)

**SW1 SGT15000 TLV320**

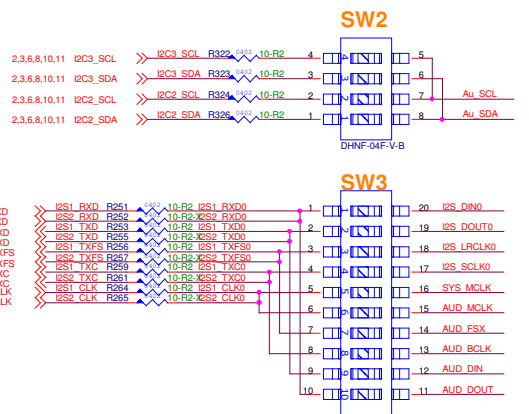
**SW2** | **GPIO\_P257** | **GPIO\_P257** | **GPIO\_P257**

**GPIO\_P257 prepare to POWER ON MUTE.**

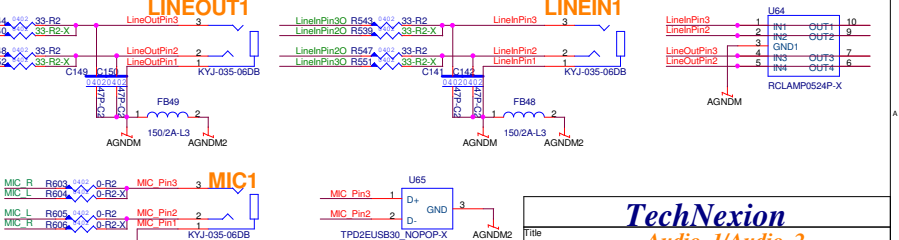
# AUDIO\_2



# AUDIO\_Select\_Switches (Input Side)



# AUDIO\_Connectors

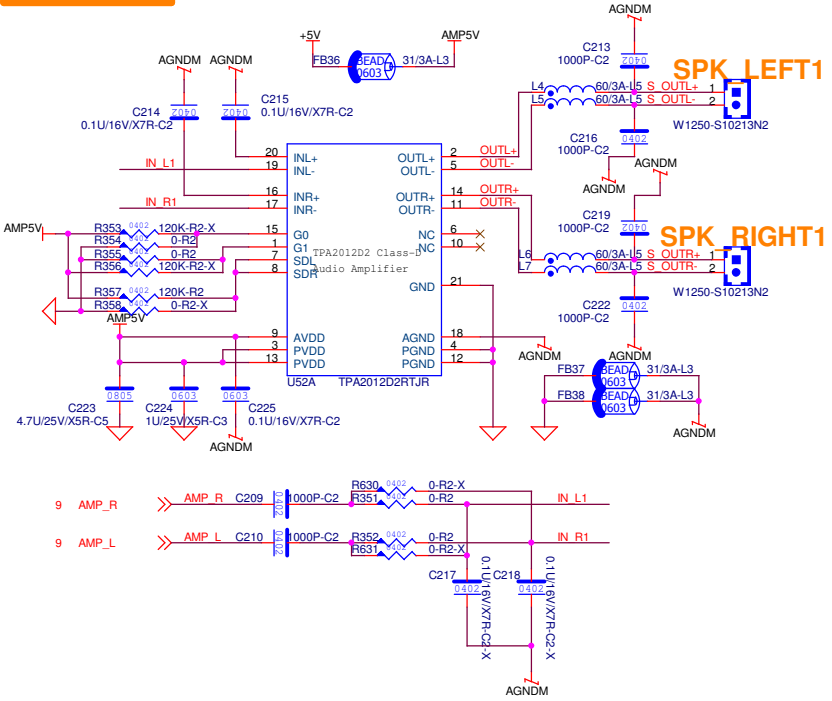


# TechNexion

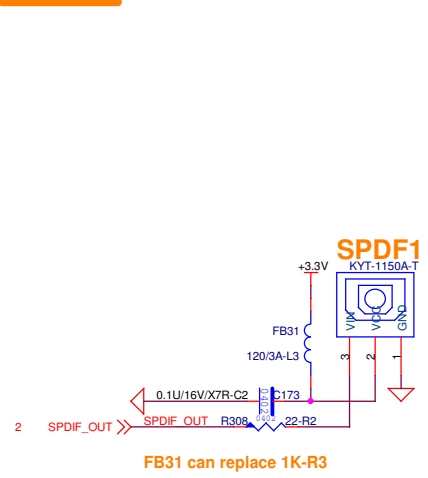
Audio\_I/Audio\_2

Title	Audio_I/Audio_2	
Size	Document Number	Rev
C	EDM1-FAIRY	A1
Date:	Wednesday, September 26, 2013	Sheet 9 of 12

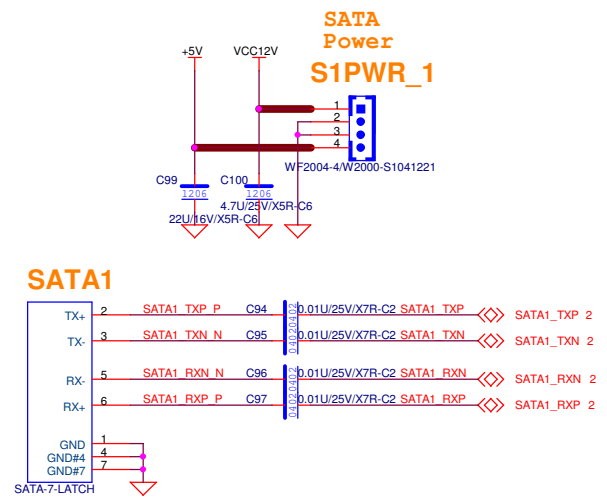
# AUDIO AMP



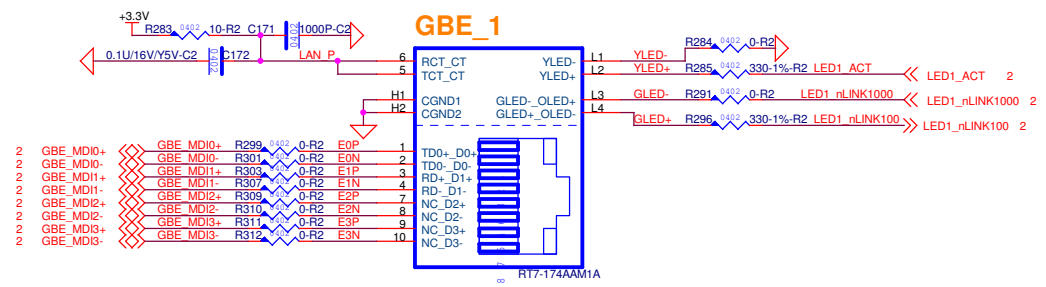
# SPDIF



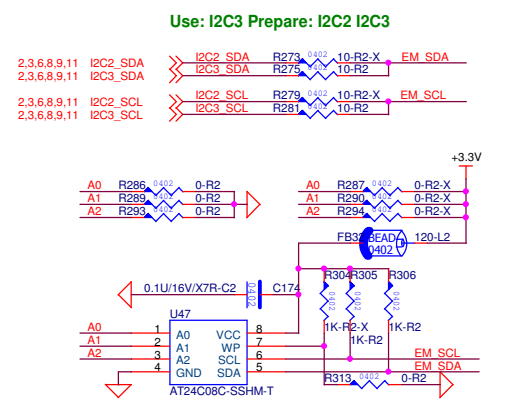
# SATA



# RJ45



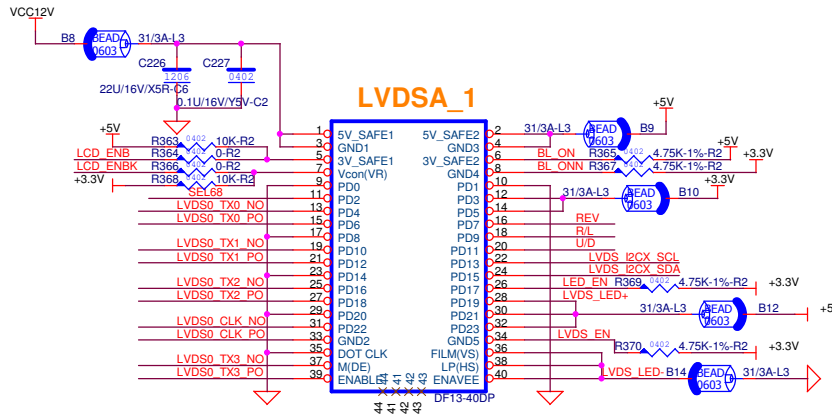
# EEPROM



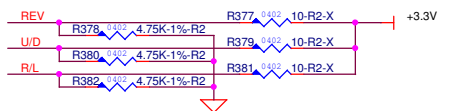
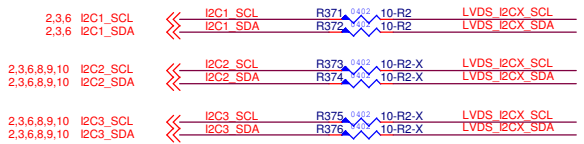
**TechNexion**  
RJ45 & EEPROM/ SPDIF

Title		<b>EDM1-FAIRY</b>	
Size	Custom	Document Number	Rev A1
Date:	Wednesday, September 25, 2013	Sheet	10 of 12

# LVDS

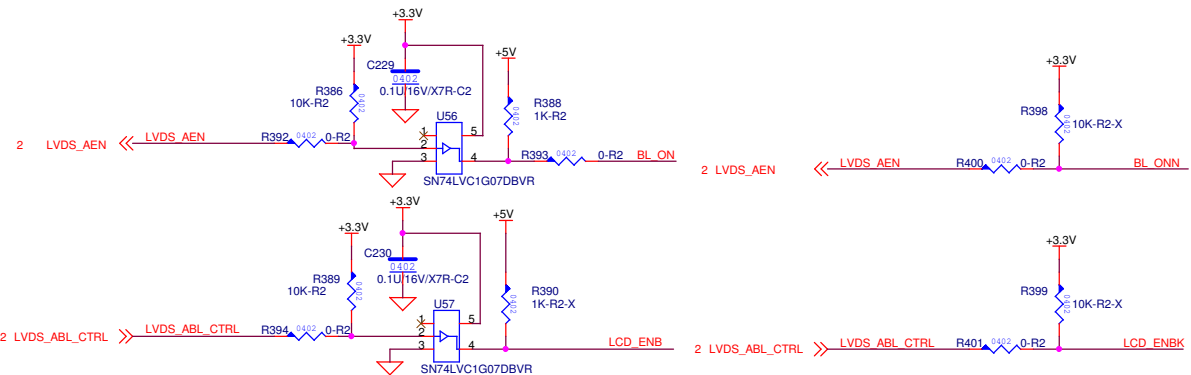
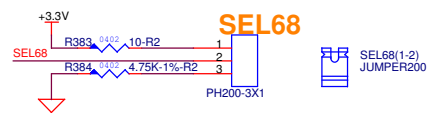


Use: I2C3 Prepare: I2C1 I2C2 I2C3

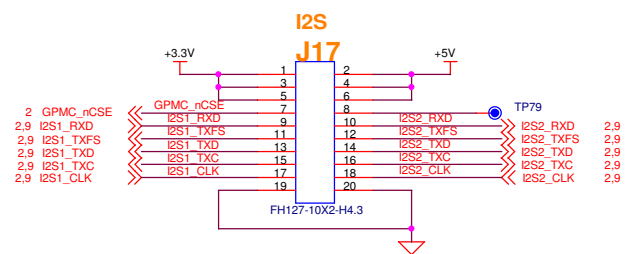
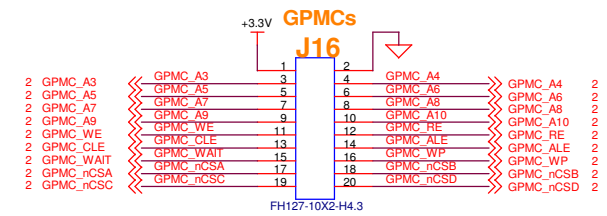
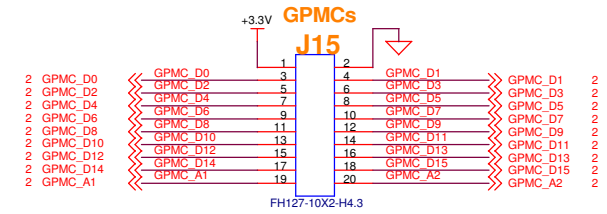


Pull H/L	SEL68
High	1-2
Low	2-3

default

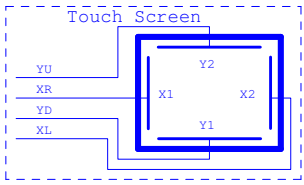


# CONN

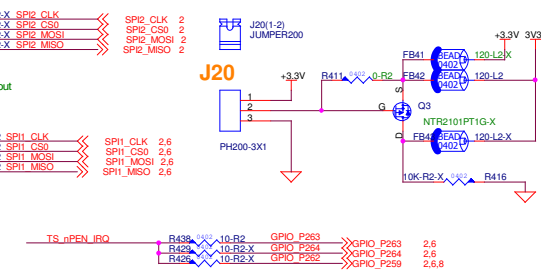
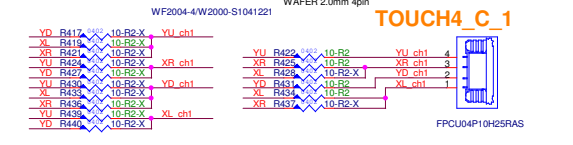
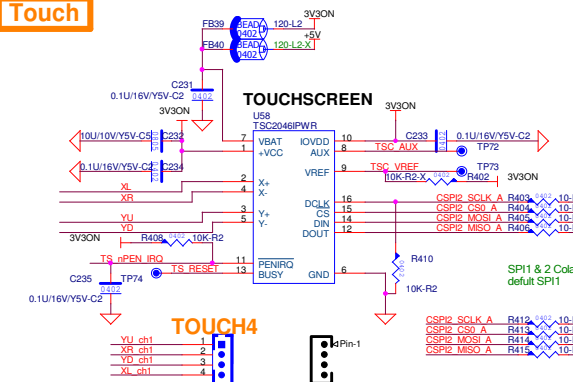
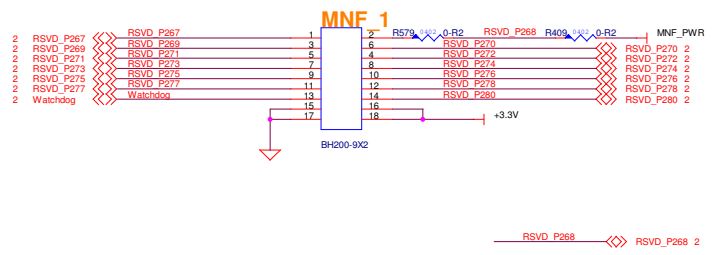


# Touch

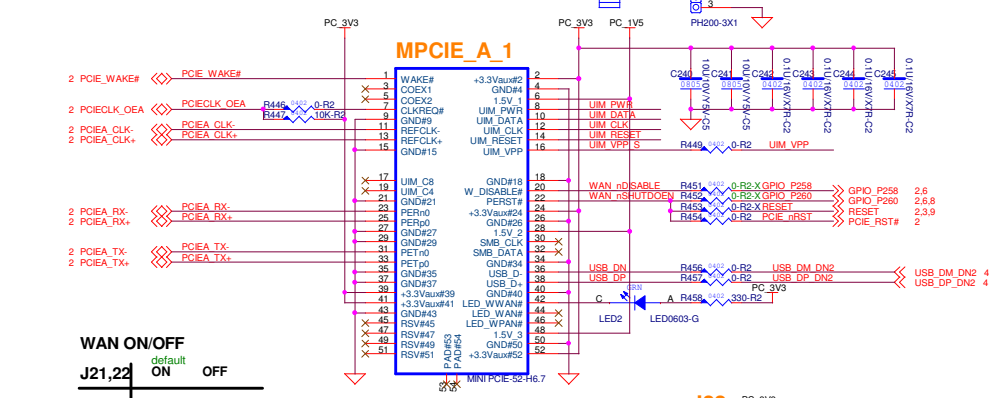
	default	
J20	ON	OFF
1-2	ON	OFF
2-3	OFF	ON



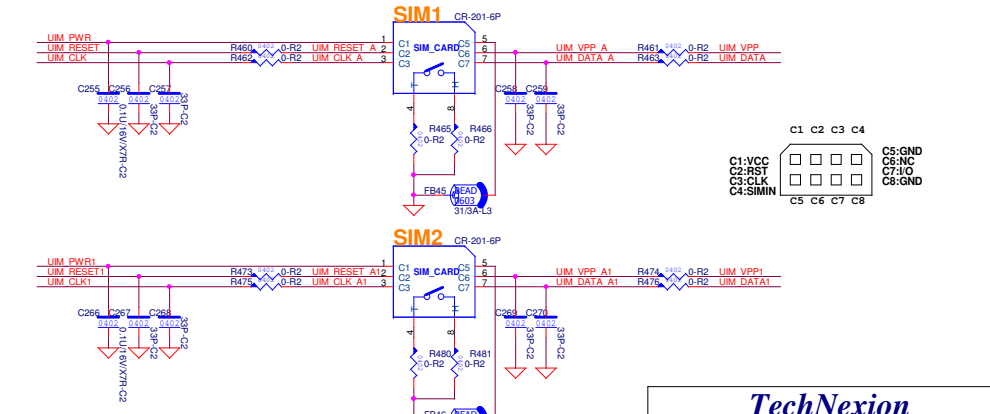
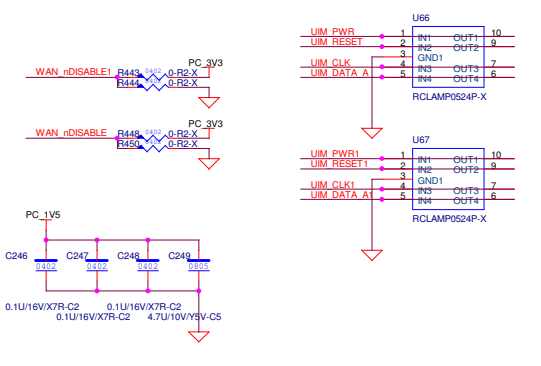
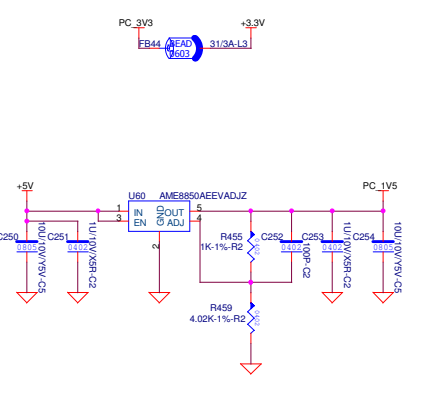
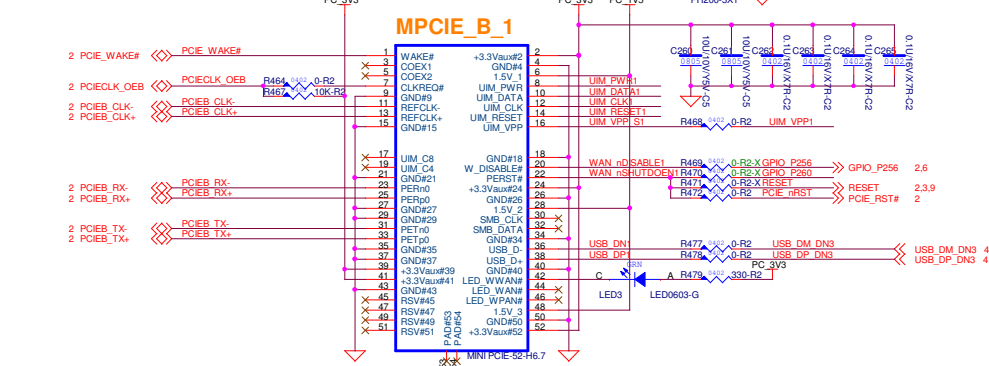
# MNF



# Mini PCIE



	default	
J21, J22	ON	OFF
1-2	ON	OFF
2-3	OFF	ON



**TechNexion**  
Touch & 3G & MNF

Title: \_\_\_\_\_  
Size: \_\_\_\_\_ Document Number: **EDM1-FAIRY** Rev: **A1**  
Date: Wednesday, September 26, 2013 Sheet: 12 of 12

### Important notice

TechNexion reserve the right to make corrections, modifications, enhancements, improvements, and other changes to its products and services at any time and to discontinue any product or service without notice. Customers should obtain the latest relevant information before placing orders and should verify that such information is current and complete. All products are sold subject to TechNexion terms and conditions of sale supplied at the time of order acknowledgment.

TechNexion warrants performance of its hardware products to the specifications applicable at the time of sale in accordance with TechNexion's standard warranty. Testing and other quality control techniques are used to the extent TechNexion deems necessary to support this warranty. Except where mandated by government requirements, testing of all parameters of each product is not necessarily performed.

TechNexion assumes no liability for applications assistance or customer product design. Customers are responsible for their products and applications using TechNexion components. To minimize the risks associated with customer products and applications, customers should provide adequate design and operating safeguards.

TechNexion does not warrant or represent that any license, either express or implied, is granted under any TechNexion patent right, copyright, mask work right, or other TechNexion intellectual property right relating to any combination, machine, or process in which TechNexion products or services are used. Information published by TechNexion regarding third-party products or services does not constitute a license from TechNexion to use such products or services or a warranty or endorsement thereof. Use of such information may require a license from a third party under the patents or other intellectual property of the third party, or a license from TechNexion under the patents or other intellectual property of TechNexion.

TechNexion products are not authorized for use in safety-critical applications (such as life support) where a failure of the TechNexion product would reasonably be expected to cause severe personal injury or death, unless officers of the parties have executed an agreement specifically governing such use. Buyers represent that they have all necessary expertise in the safety and regulatory ramifications of their applications, and acknowledge and agree that they are solely responsible for all legal, regulatory and safety-related requirements concerning their products and any use of TechNexion products in such safety-critical applications, notwithstanding any applications-related information or support that may be provided by TechNexion. Further, Buyers must fully indemnify TechNexion and its representatives against any damages arising out of the use of TechNexion products in such safety-critical applications.

TechNexion products are neither designed nor intended for use in military/aerospace applications or environments unless the TechNexion products are specifically designated by TechNexion as military grade or "enhanced plastic." Only products designated by TechNexion as military-grade meet military specifications. Buyers acknowledge and agree that any such use of TechNexion products which TechNexion has not designated as military-grade is solely at the Buyer's risk, and that they are solely responsible for compliance with all legal and regulatory requirements in connection with such use.

TechNexion products are neither designed nor intended for use in automotive applications or environments unless the specific TechNexion products are designated by TechNexion as compliant with ISO/TS 16949 requirements. Buyers acknowledge and agree that, if they use any non-designated products in automotive applications, TechNexion will not be responsible for any failure to meet such requirements.