

Notice

This guide is designed for experienced users to setup the system in the shortest time.

Safety Precautions

Warning!




Always completely disconnect the power cord from your board whenever you are working on it. Do not make connections while the power is on, because a sudden rush of power can damage sensitive electronic components.

Caution!



Always ground yourself to remove any static charge before touching the board. Modern electronic devices are very sensitive to static electric charges. Use a grounding wrist strap at all times. Place all electronic components on a static-dissipative surface or in a static-shielded bag when they are not in the chassis

OZONE SAFE



RECYCLABLE

A Message to the Customer

First of all, thank you for purchasing PER-C10L Mini PCI Ethernet module. This Quick Installation Guide will help you on the process of the installation. Please read it thoroughly before you start to install it. The product comes with a sheet of warranty for two years assurances except for improper use. Therefore, we strongly suggest you to read and refer to the Quick Installation Guide before any installation. You may visit AAEON website for the latest version of the instruction. Please refer to [Http://www.aaeon.com](http://www.aaeon.com)

Product Warranty

AAEON Customer Services

All products in AAEON are designed as the strictest specifications to ensure that the products will own the reliable performance in the typical industrial environments. Whether your purchase from AAEON is made to the purpose of the laboratory or the factory facility, you can be assured that every purchase in AAEON will provide the reliability and stability of operation. Your satisfaction is our primary concern. Here is a guide for AAEON's customer services. Ensure you get the full benefits of our services, please follow the instructions below step by step.

Technical Support

We require you to get the maximum performance from your products. If you run into technical difficulties, we'll be here always for you. For the most frequently asked questions, you can easily find solutions in your product documentation. The guide is specified detailedly so please refer to it first. Therefore, we suggest strongly that you can read it before asking for a customer service over the phone. If you still cannot find the answer, gather all questions you can think of and have the product at hand before giving a call to your dealer. All dealers of AAEON are well-trained and ready to provide you as many supports as we can. Based on the customer service we've encountered until now, most of problems are minor and able to be

easily solved over the phone. In addition, free-charged technical support is available from AAEON engineers in the office time. We are always pleased to give advice regarding to any installation and operation for AAEON products.

Ordering Information

- **TF-PER-C10L-A10**

Mini-PCI 10/100Base-TX Ethernet Module w/ Realtek 8100C

- **TF-PER-C10L-A10-01**

Mini-PCI 10/100/1000Base-TX Ethernet Module w/ Realtek 8110SC

- **TF-PER-C10L-A10-02**

Mini-PCI 10/100Base-TX Ethernet Module w/ Intel® 82551QM

- **TF-PER-C10L-A10-03**

Mini-PCI 10/100/1000Base-TX Ethernet Module w/ Intel® 82541GI

- **TF-PER-C10L-A11**

Mini-PCI 10/100-TX Ethernet Module w/ Realtek 8100C (low profile pin header, 90D DIP Type)

Packing List

- 1 TF-PER-C10L Mini-PCI Ethernet Module
- 1 LAN Cable
- 1 Quick Installation Guide
- 1 CD-ROM for QIG (in PDF format) and drivers

Content

A Message to the Customer	2
Product Warranty	3
Ordering Information	5
Packing List	6
1.1 Feature	8
1.2 Specification	9
1.3 Location of Jumper and Connector	10
1.4 Mechanical Drawing	11
1.5 10/100Base-TX Ethernet Connector (CN1)	12
1.6 10/100/1000Base-TX Ethernet Connector (CN1)	12
1.7 LED pin (CN2)	12

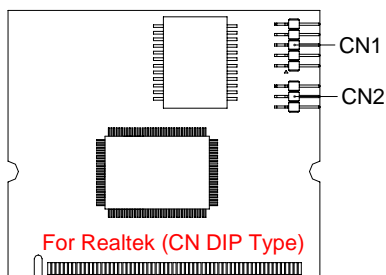
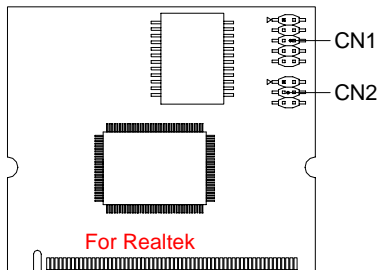
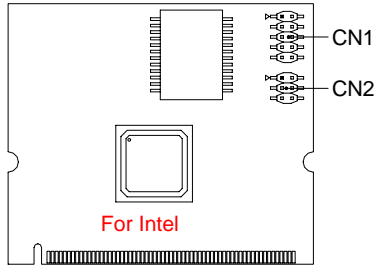
1.1 Feature

- Mini-PCI Type III Interface
- Single 10/100Base-TX or 10/100/1000Base-TX Ethernet Port
- Supports Wake-On-LAN Function

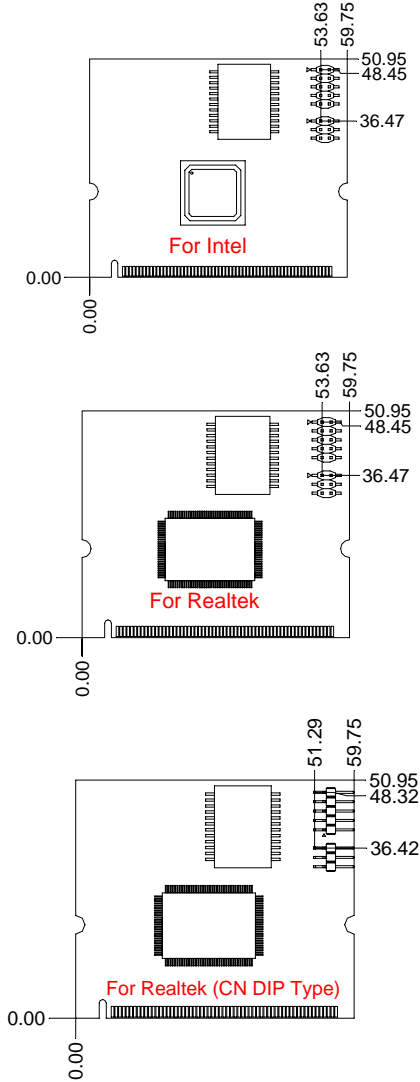
1.2 Specification

- Chipset Intel® 82551QM / Realtek 8100C For 10/100Base-TX
Intel® 82541GI / Realtek 8110SC
For 10/100/1000Base-TX
- Speed Supports 10Mbps/ 100Mbps/
1000Mbps, Auto-negotiation
- Function IEEE 802.3x compliant flow control support, IEEE 802.1Q
Virtual LAN, supports Wake-On-LAN function
- Power Management Supports ACPI, PCI power Management
- Operating Temperature 32 °F ~140°F (0°C ~ 60°C)

1.3 Location of Jumper and Connector



1.4 Mechanical Drawing



1.5 10/100Base-TX Ethernet Connector (CN1)

Pin	Signal	Pin	Signal
1	OMDI0+	2	OMDI0-
3	OMDI1+	4	OMDI1-
5	GND	6	GND
7	N.C.	8	N.C.
9	N.C.	10	N.C.

1.6 10/100/1000Base-TX Ethernet Connector (CN1)

Pin	Signal	Pin	Signal
1	OMDI0+	2	OMDI0+
3	OMDI1+	4	OMDI1-
5	GND	6	GND
7	OMDI2+	8	OMDI2-
9	OMDI3+	10	OMDI3-

1.7 LED pin (CN2)

Pin	Signal	Pin	Signal
1	Link / Active LED (+)	2	Link / Active LED (-)
3	Speed 100Base-TX LED (+)	4	Speed 100Base-TX LED (-)
5	Speed 1000Base-T LED (+)	6	Speed 1000Base-T LED (-)

Below Table for China RoHS Requirements

产品中有毒有害物质或元素名称及含量

AAEON Main Board/ Daughter Board/ Backplane

部件名称	有毒有害物质或元素					
	铅 (Pb)	汞 (Hg)	镉 (Cd)	六价铬 (Cr(VI))	多溴联苯 (PBB)	多溴二苯醚 (PBDE)
印刷电路板 及其电子组件	×	○	○	○	○	○
外部信号 连接器及线材	×	○	○	○	○	○
<p>O: 表示该有毒有害物质在该部件所有均质材料中的含量均在 SJ/T 11363-2006 标准规定的限量要求以下。</p> <p>X: 表示该有毒有害物质至少在该部件的某一均质材料中的含量超出 SJ/T 11363-2006 标准规定的限量要求。</p> <p>备注: 此产品所标示之环保使用期限, 系指在一般正常使用状况下。</p>						