

ELIT-1000

Digital Signage Player with Intel® Atom™ Processor D2550 Platform



Features

- Fanless Design
- Ultra Low Profile Enclosure
- RS-485 Auto-flow supported
- 2 x Independent Line-out w/ 500mW Pre-amplified
- Dual DVI supported
- Outside Accessible SD Slot
- Optional Wi-Fi Connection supported
- Rugged Design for Shock/Vibration Protection
- RTC Wakeup supported

System

CPU	Soldered onboard Intel® Atom™ Processor D2550 1.86GHz
Memory	1 x 204-pin DDR3 SO-DIMM socket, supporting 800/1066MHz SDRAM up to 4GB
Chipset	Intel® NM10 PCH
Graphics	Integrated Intel® GMA 3650
ATA	1 x Serial ATA port with 300MB/s HDD transfer rate
LAN Chipset	2 x Realtek 8111 GbE controllers
Watchdog Timer	1~255 levels reset

I/O

Serial Port	2 x RJ-45 ports COM1 is RS-232 port COM2 is RS-232/422/485 configurable w/ auto-flow control supported for RS-485.
USB Port	4 x USB 2.0 ports
LAN	2 x RJ-45 ports for GbE
Video Port	1 x DVI-I female connector for digital video output 1 x DVI-D female connector for digital video output
Audio	Mic-in/ 2 x Line-out (500mW pre-amplified)
Expansion Bus	1 x Mini-card socket for optional Wi-Fi module

Environmental

Operating Temp.	-25 ~ 55°C (-13 ~ 131°F), ambient w/ air flow
Storage Temp.	-40 ~ 85°C (-40 ~ 185°F)
Operating Humidity	10 ~ 95% @ 55°C (non-condensing)
Vibration	3 Grms/5~500Hz/random operation
Shock	Operating 50G (11ms), Non-operating 80G with SSD

Qualification

Certification	CE, FCC Class A
---------------	-----------------

Power Requirement

Power Input	DC 19V input by 2.5mm power jack
Power Consumption	Max. 25W
Power Management	RTC wakeup timer configurable

Storage

Type	1 x 2.5" drive bay for SSD 1 x SD socket, can be outside accessible
------	--

Mechanical


Construction	Aluminum alloy
Mounting	VESA-mount & wall-mount
Weight (Net / Gross)	0.93 kg (2.05 lb) / 1.1 kg (2.42 lb)
Dimensions (W x H x D)	System = 188 x 30 x 149.5 mm (7.4" x 1.18" x 5.88") Packing = 304 x 355 x 294 mm (11.97" x 13.98" x 11.57")

OS Support

XPe / XP Pro / W7 Pro / WS7E

Ordering Information

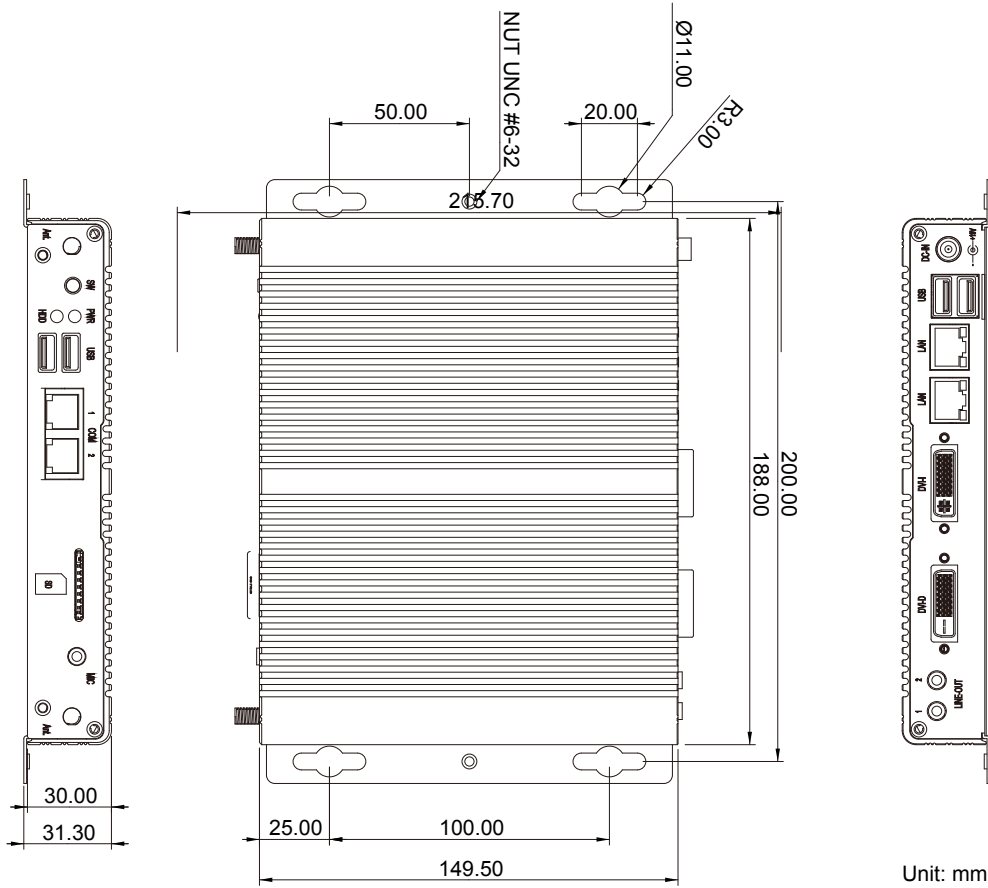
ELIT-1000-16S2G	Digital Signage Player by Intel® Atom™ D2550, w/ 16GB SSD and 2GB memory
ELIT-1000	Digital Signage Player by Intel® Atom™ D2550, w/o storage device and memory






» Fanless Design







Dimensions



Optional Accessories

PAC-B065W-2	19V/3.4A 65W AC/DC adapter kit	
CBL-3100-COM	1 x COM port converter cable	
VMK-1000	VESA mount kit for ELIT series	

Optional Configuration (CTOS* Kit)

SSD-25032	Memoright 2.5" 32GB SATAII SSD kit	
MM-3C-2G	DDR3-1600 2GB SDRAM	
MM-3C-4G	DDR3-1600 4GB SDRAM	
WiFi-AT2300	Atheros AR9462 Wi-Fi module w/ 20cm internal wiring	
ANT-D11	1 x Wi-Fi dual-band 2.4G/5G antenna	

*CTOS means Configure-to-Order Service.